



## PELTIER-COOLED INCUBATORS IPPeco

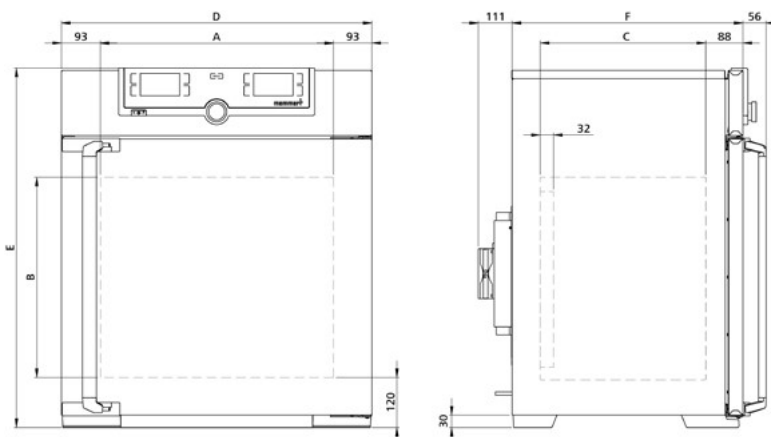
according to DIN 12880:2007-05; EN 61010-1 (IEC 61010-1); EN 61010-2-010

Standard units are safety-approved and bear the test marks:



- Interior:** stainless steel, mat. 1.4301 (ASTM 304), deepdrawn
- Housing:** textured stainless steel 1.4016 (ASTM 430), rear zinc-plated steel 1.0037 (St37-2), intuitively operated SingleDISPLAY or TwinDISPLAY (TFT colour display) with touchscreen
- Door:** Sizes 30 to 1060: fully insulated stainless steel doors with 2-point locking (compression door lock) and inner glass door, Sizes 1400 and 2200: stainless steel doors with glass sectors, fully heated inner glass panes integrated in the full-sight glass door with 2-point locking (compression door lock), sizes 750, 1060 and 1400 two leaves, size 2200 three leaves
- Connection:** mains cable with plug (German type)
- Installation:** Sizes 30 to 260: 4 adjustable appliance feet, Sizes 410 to 1060: on lockable castors, Sizes 1400 and 2200: on height-adjustable and lockable castors
- Interfaces:**  

USB: only TwinDISPLAY



Model sizes/Description				30	55	110	260	410	750	1060	1400	2200
Stainless steel interior	Volume	I		32	53	108	256	384	749	1060	1360	2140
	Width	(A)	mm	400		560	640		1040		1250	1972
	Height	(B)	mm	320	400	480	800	1200			1450	
	Depth (less 10 mm (sizes 30 and 55, less 32 mm), (sizes 110 to 2200) for fan – Peltier)	(C)	mm	250	330	400	500		600	850	750	
	Max. number of grids/shelves		number	3	4	5	9	14			28	42
	Max. loading per grid/shelf		kg	20			30			60	30	
	Max. loading of chamber		kg	60	80	150	200			250	330	
	Max. loading per slide-in drip tray		kg	1.5		3	4		8		-	
	Max. loading per bottom drip tray		kg	1.5		3	4		8		-	
Textured stainless steel exterior	Width	(D)	mm	585		745	824		1224		1435	2157
	Height (sizes 410, 750, 1060, 1400 and 2200 with castors)	(E)	mm	704	784	864	1183	1720			1913	
	Depth (without door handle, depth of handle +56 mm, +111 mm Peltier element)	(F)	mm	434	514	555	655		755	1005	905	
Standard equipment	Standard works calibration certificate (measuring point chamber center)		°C	+10, +25, +40								
	Stainless steel grid, electropolished		number	1		2					4	6
Temperature	Working temperature range without light		°C	0 (at least 20 below ambient temperature) up to +70								
	Working temperature range with light		°C	-		+10 to +40				-		
	Setting temperature range		°C	0 to +70								
	Setting accuracy		°C	0.1								
Further data	Electrical load at 230 V, 50/60 Hz		W	140	275	320	600		1300			1900
	Electrical load at 115 V, 50/60 Hz		W	140	275	320	600		1300			-
	Peltier elements in the rear		number	1			2		4		6	
Packing data	Net weight		kg	40	52	63	99	139	208	256	345	473
	Gross weight (packed in carton)		kg	56	71	86	138	190	274	335	523	717
	Width		mm	660	730	830	930		1330	1370	1560	2300
	Height		mm	890	950	1050	1380	1930	1910	1970	2200	
	Depth		mm	650	670	800	930		1050	1300	1190	
Order No. Peltier-Cooled Incubators IPP = Peltier-Cooled Incubators plus = Model with TwinDISPLAY				IPP30	IPP55	IPP110eco	IPP260eco	IPP410eco	IPP750eco	IPP1060eco	IPP1400eco	IPP2200eco
				IPP30plus	IPP55plus	IPP110ecoplus	IPP260ecoplus	IPP410ecoplus	IPP750ecoplus	IPP1060ecoplus	IPP1400ecoplus	IPP2200ecoplus

Options	30	55	110	260	410	750	1060	1400	2200
Voltage 115 V, 50/60 Hz (not required for sizes 110 to 2200)	X2		-						
Temperature restriction; Temperature: +60 °C	A8							-	
Chamber modification for the application of reinforced perforated stainless steel shelves or stainless steel grids (bearing rails mounted in the working chamber - standard with 1060) - includes replacement of standard grids by reinforced grids	-					K1	-		
Light module cold white 6,500 K: light strips arranged on the side walls of the interior, 10 strips for model 110, 14 for model 260/410/750, programme-controlled dimming from 0 to 100 % (in 1 % steps), ramp programming in combination with temperature (only with TwinDISPLAY)	-		T7				-		
Light module cold white 6,500 K + warm white 2,700 K: LED light strips - 10 strips for model 110, 14 for model 260/410/750 - (5 resp. 7 alternating cold white light strips and 5 resp. 7 warm white light strips) on the side walls of the interior, programme-controlled dimming from 0 to 100 % (in 1 % steps), ramp programming in combination with temperature (only with TwinDISPLAY)	-		T8				-		
Light module warm white 2,700 K: light strips arranged on the side walls of the interior, 10 strips for model 110, 14 for model 260/410/750, programme-controlled dimming from 0 to 100 % (in 1 % steps), ramp programming in combination with temperature (only with TwinDISPLAY)	-		T9				-		
Interior socket (can only be ordered with limited temperature range - max. +60 °C), ampacity 230 V / 2,2A / 500W, can be switched off with the On/Off switch, cannot be switched individually, moisture tight IP68 (requires option A8 against surcharge) (max. one per appliance)	R3							-	
Entry port with 23 mm clear diameter, can be closed, standard position (F0 and F2 not for model size 260 with light module; F0 - F3 not for model size 110 with light module)	left centre/centre		F0				-		
	left centre/top		F1				-		
	right centre/centre		F2				-		
	right centre/top		F3				-		
Entry port with 23 mm clear diameter, can be closed, individual position (please state position)	left		F4						
	right		F5						
	rear		F6				-		
Entry port (silicone), 40 mm clear diameter, moisture tight, can be closed by silicone stopper, at the back (please state location)						F7	-		
Entry port (silicone), 40 mm clear diameter, moisture tight, can be closed by silicone stopper, standard position rear	-		D8						
4 - 20 mA current loop interface (-10 to +80 °C = 4 - 20 mA)	Temperature controller, actual value		V3						
Door with lock and key (safety lock)	One lock		B6				-		
	Two locks (one each door)		-				B62	-	
	Three locks (one each door)		-				B63		
Door hinged on the left	B8					-			
Potential-free contact for combination error message (e.g. supply failure, sensor fault, fuse)	H6								
Process-dependent programmable door lock (only for units with TwinDISPLAY)	One		D4				-		
	Two (one each door)		-				D42	-	
	Three (one each door)		-				D43		
Door-open-recognition (only for units with TwinDISPLAY)	One		V5				-		
	Two (one each door)		-				V52	-	
	Three (one each door)		-				V53		
MobileALERT, notification by SMS in case of any error or alarm of the device (requires option H6)	C3								
Castor frame (2-part), height 140 mm	R9					-			
Accessories	30	55	110	260	410	750	1060	1400	2200
Stainless steel grid, electropolished	E28884	E20164	E20165	E28891		E20182	B41251	B38955	
Reinforced stainless steel grid, electropolished, max. loading 60 kg; size 750 with guide bars and fixing screws (requires option K1). Please consider max. loading of chamber	-		E29767	E29766		B32190	B32550	-	
Perforated stainless steel shelf	B29727	B03916	B00325	B29725		B00328	-		

Accessories	30	55	110	260	410	750	1060	1400	2200
Reinforced stainless steel shelf, max. loading 60 kg; with guide bars and fixing screws (requires option K1). Please consider max. loading of chamber	-					B32191	B32549	-	
Stainless steel slide-in drip tray, 15 mm rim, with guide bars and fixing screws (may affect the temperature distribution, requires option K1)	-					B32763	-		
Stainless steel slide-in drip tray, 15 mm rim (may affect the temperature distribution, not in connection with option K1 for sizes 450/750 )	B02070	B02072	B02073	B29726		B02075	B32599	-	
Stainless steel bottom drip tray, 15 mm rim (may affect the temperature distribution, requires option K1)	-					B34055	-		
Stainless steel bottom drip tray, 15 mm rim (may affect the temperature distribution, not in connection with option K1 for sizes 450/750)	B04356	B04358	B04359	B29722		B04362	B29769	-	
Flush-fit unit (stainless steel frame covering gap between oven and wall opening), with air slots	B29728	B29730	B29734	B29738	B42116	B29742		-	
Flush-fit unit (stainless steel frame covering gap between oven and wall opening), without air slots	B29729	B29731	B29735	B29739	B42117	B29743		-	
Stacking set (4 pcs) for stacking of appliances of same size	B29744			-					
Set of height adjustable feet (4 pcs)	B29768				-				
Subframe, adjustable in height (size 30 to 75: height 600 mm, from size 110: height 500 mm)	B29745	B29747	B29749	B29751	-				
Subframe, on castors (size 30 to 75: height 660 mm, size 110 to 160: height 560 mm)	B29746	B29748	B29750	-					
Subframe, adjustable in height, height 130 mm	B33657	B33659	B33661	B33664	-				
External measuring instrument with sensors for daylight and UV-light. Product information on demand (models IPPecoplus/ IPPplus)	B04713						-		
External measuring instrument with additional measuring head for temperature and humidity measurement. Product information on demand	B04714								

Accessories   Software and Connectivity	30	55	110	260	410	750	1060	1400	2200
Basic license for „AtmoCONTROL FDA Edition“. Meets the requirements for the use of electronically stored records and electronic signatures as specified in the 21 CFR Part 11 regulation by the US Food and Drug Administration (FDA). For devices with TwinDISPLAY only. Respective IQ/OQ documents available in German and English (at no extra charge).	FDAQ1								
FDA integration license for an additional device (up to a maximum of 31 units) into an already purchased FDA basic license (for devices with TwinDISPLAY only).	FDAQ2								
USB User-ID stick (with User-ID licence): Oven-linked authorisation licence (User-ID-programme) on Memory-stick, prevents undesired manipulation by unauthorised third parties. When reordering please specify serial number (only for units with TwinDISPLAY)	B33170								
Licence for documentation software AtmoCONTROL and operation manual for products with SingleDISPLAY. When reordering please specify serial number.	B61641								
Ethernet connection cable 5 m for computer interface	E06189								
USB-Ethernet adapter	E06192								